Pužni Reduktori

NMRV



NON-STOP
ROTATION

ELEKTROMOTOR - ŠIMON

NON-STOP ROTATION

TEHNIČKO UPUTSTVO PUŽNIH REDUKTORA NMRV I XC SERIJE

ISPORUKA I SKLADIŠTENJE

Prenosnici , odnosno motorni prenosnici se pre isporuke proveravaju i verifikuju u finalnoj kontroli i zatim isporučuju pripremljeni za pogon , napunjeni sredstvom za podmazivanje u skladu sa željenim oblikom ugradnje. Tokom trajanja garancije prenosnici se mogu otvarati samo uz saglasnost proizvođača. Ukoliko prenosnici posle isporuke neće biti odmah pušteni u rad moraju se uskladištiti u suvoj i tamnoj prostoriji po mogućnosti u originalnoj ambalaži.

UGRADNJA

Prenosnik treba postaviti na ravne, krute podloge koje prigušuju vibracije , pri tome treba obezbediti ortogonalnost i saosnost izlaznog vratila prema gonjenoj mašini.Ugradnju izvesti prema obliku ugradnje koji je naveden na natpisnoj tabli reduktora. Ako nije navedeno podrazumeva se oblik B3

PUŠTANJE U RAD

Priključivanje elektro motora na mrežu treba izvesti u skladu sa važećim propisima i prema priloženom Tehničkom uputstvu.

Svaki prenosnik bi trebalo pokretati u sklopu radne mašine prvo u praznom hodu, a zatim pod teretom .Svakako treba pratiti temperaturu i vibracije kućišta motornog prenosnika, šumnost i struju motora.To su pokazatelji ispravno odabranog , ispravno montiranog i adekvatno opterećenog prenosnika.

Pužni prenosnici zahtevaju uhodavanje od najmanje 24 časa. Ako prenosnik radi u oba smera , potrebno je uhodati oba smera.

ODRŽAVANJE

Održavanje prenosnika , odnosno motornih prenosnika obuhvata kontrolu: temperature motora i prenosnika , struje motora-napona napajanja , šuma i vibracije , i ulja (nivo,penušanje,prisustvo vode, viskozitet,zamena istrošenog).Do veličine 90 nije potrebno održavanje, ulje se menja nakon servisa , dok veličine 110 i 130 imaju vijak za kontrolisanje nivoa ulja.Nakon cca 3000 radnih časova , a najkasnije polugodišnje kontrolisati ulje i menjati ga u slučaju potrebe.Nezavisno od broja radnih sati prenosnika,mineralno ulje je preporučivo menjati najkasnije posle 2 godine ili nakon 10000 radnih časova a sintetičko posle 4 godine ili 20000 radnih časova.

ULJA RAZNIH PROIZVOĐAČA SE NE SMEJU MEŠATI !!!

Zamena ulja se vrši u stanju mirovanja prenosnika u pogonski toplom stanju.Posle ispuštanja starog ulja i ispiranje kućišta uliva se novo ulje kroz otvor za provetravanje, do otvora za nivo.Do tog nivoa se vrši i dolivanje u slučaju potrebe. Ukoliko je tokom perioda eksploatacije prenosnika potrebno skinuti motor,mora se voditi računa da se ne oštete zupci na prvom i drugom zupčaniku prenosnika. Prilikom demontaže i montaže celog prenosnika treba pored ostalog posebnu pažnju obratiti na ispravnost osovinskih zaptivača, zaptivnih kapa i klingeritnih zaptivača.
Prenosnici do veličine **90** napunjeni su sintetičkim uljem **Shell Tivela**, dok **110 i 130** veličine sa mineralnim uljem **Shell Omala**.Pri neodgovarajućoj spoljašnjoj temperaturi (ispod -30 i iznad +60) potražite naš servis.

PODMAZIVANJE

Svi prenosnici izlaze iz fabrike pripremljeni za pogon napunjeni standardnim sredstvom za podmazivanje za željeni oblik ugradnje pri čemu je nivo zvučne snage LWA i efektivna brzina vibracije u skladu sa važećim standardima.

NON-STOP ROTATION

NMRV

30 — Kg 1.2

N_1=1400		NMRV								
In	(n2)	T2	P1	Fs	Input - IEC		T2M	P	Rd	Pto
	(min¹)	(Nm)	(kW)		B5 / B14		(Nm)	(kW)		
7,5	187	9	0,22	2,2	63	56	21	0,49	0,84	0,40
10	140	12	0,22	1,8			22	0,40	0,82	0,40
15	93	17	0,22	1,3			22	0,28	0,77	0,30
20	70	18	0,18	1,1			19	0,19	0,72	0,20
25	56	21	0,18	1,0			21	0,18	0,69	0,20
30	47	18	0,13	1,1			20	0,15	0,66	0,20
40	35	21	0,13	1,0			21	0,13	0,59	0,20
50	28	17	0,09	1,1			19	0,10	0,55	0,20
60	22	20	0,09	1,0	-		20	0,09	0,51	0,10
80	18	16	0,06	1,0			17	0,06	0,48	0,10
100	14	18	0,06	0,8		-	14	0,05	0,45	0,10

30 — Kg 1.2

N_1=900		NMRV								
In	(n2)	T2	P1	Fs	Input - IEC		T2M	P	Rd	Pto
	(min¹)	(Nm)	(kW)		B5 / B14		(Nm)	(kW)		
7,5	120	9	0,13	2,9	63	56	25	0,38	0,82	-
10	90	11	0,13	2,3			25	0,30	0,80	
15	60	15	0,13	1,6			25	0,21	0,75	
20	45	19	0,13	1,2			22	0,15	0,69	
25	36	23	0,13	1,1			24	0,14	0,66	
30	30	18	0,09	1,2			21	0,10	0,63	
40	23	21	0,09	1,1			24	0,10	0,55	
50	18	16	0,06	1,1			21	0,08	0,52	
60	14	20	0,06	1,1	-		22	0,07	0,48	
80	11	11	0,03	1,7			19	0,05	0,44	
100	9	13	0,03	1,1		-	15	0,03	0,42	

40 — Kg 2.3

N_1=1400		NMRV									
In	(n2)	T2	P1	Fs	Input - IEC			T2M	P	Rd	Pto
	(min¹)	(Nm)	(kW)		B5 / B14		B5	(Nm)	(kW)		
7,5	187	24	0,55	1,7	71	63	-	40	0,92	0,85	0,80
10	140	31	0,55	1,3				41	0,73	0,83	0,70
15	93	30	0,37	1,4				42	0,52	0,79	0,50
20	70	38	0,37	1,0				40	0,39	0,76	0,50
25	56	31	0,25	1,1				35	0,29	0,72	0,40
30	47	35	0,25	1,2				41	0,29	0,68	0,40
40	35	38	0,22	1,0				38	0,22	0,64	0,30
50	28	36	0,18	1,1	-		56	38	0,19	0,59	0,30
60	22	31	0,13	1,1				35	0,15	0,54	0,20
80	18	31	0,11	1,1				33	0,12	0,52	0,20
100	14	30	0,09	0,9				28	0,08	0,49	0,20

40 — Kg 2.3

N_1=900		NMRV									
In	(n2)	T2	P1	Fs	Input - IEC			T2M	P	Rd	Pto
	(min¹)	(Nm)	(kW)		B5 / B14		B5	(Nm)	(kW)		
7,5	120	25	0,37	2,0	71	63	-	48	0,72	0,83	-
10	90	32	0,37	1,5				48	0,56	0,81	
15	60	45	0,37	1,1				49	0,40	0,76	
20	45	39	0,25	1,2				46	0,29	0,74	
25	36	33	0,18	1,3				42	0,23	0,69	
30	30	37	0,18	1,3				48	0,23	0,65	
40	23	33	0,13	1,3				42	0,16	0,61	
50	18	38	0,13	1,1	-		56	42	0,14	0,55	
60	14	32	0,09	1,2				39	0,11	0,51	
80	11	37	0,09	1,0				37	0,09	0,48	
100	9	29	0,06	1,0				30	0,06	0,45	

NON-STOP ROTATION

NMRV

50 — N_1=1400 — NMRV

Kg: 3.5

In	(n2) (min¹)	T2 (Nm)	P1 (kW)	Fs	Input - IEC B5 / B14		Input - IEC B5	T2M (Nm)	P (kW)	Rd	Pto
7,5	187	40	0,9	1,8	80	71	-	70	1,6	0,86	1,2
10	140	52	0,9	1,4				73	1,3	0,84	1,0
15	93	74	0,9	1,0				74	0,90	0,80	0,80
20	70	58	0,55	1,3				75	0,71	0,78	0,78
25	56	47	0,37	1,4				65	0,51	0,74	0,74
30	47	53	0,37	1,2				66	0,46	0,71	0,71
40	35	68	0,37	1,0	-			69	0,38	0,67	0,67
50	28	53	0,25	1,3			63	70	0,33	0,62	0,62
60	22	64	0,25	1,0				64	0,25	0,58	0,58
80	18	53	0,18	1,1				60	0,20	0,54	0,54
100	14	45	0,13	1,2		-		55	0,16	0,51	0,51

50 — N_1=900 — NMRV

Kg: 3.5

In	(n2) (min¹)	T2 (Nm)	P1 (kW)	Fs	Input - IEC B5 / B14		Input - IEC B5	T2M (Nm)	P (kW)	Rd	Pto
7,5	120	50	0,75	1,6	80	71	-	83	1,23	0,84	-
10	90	66	0,75	1,3				86	0,98	0,82	
15	60	68	0,55	1,3				88	0,71	0,78	
20	45	69	0,37	1,5				87	0,54	0,75	
25	36	70	0,37	1,1				75	0,40	0,71	
30	30	79	0,37	1,0				79	0,37	0,67	
40	23	67	0,25	1,1	-			75	0,28	0,63	
50	18	78	0,25	1,0			63	80	0,26	0,59	
60	14	67	0,18	1,1				74	0,20	0,54	
80	11	56	0,13	1,2				67	0,16	0,51	
100	9	45	0,09	1,3		-		58	0,12	0,47	

63 — N_1=1400 — NMRV

Kg: 6.2

In	(n2) (min¹)	T2 (Nm)	P1 (kW)	Fs	Input - IEC B5 / B14		Input - IEC B5	T2M (Nm)	P (kW)	Rd	Pto
7,5	187	80	1,8	1,5	90	80	-	120	2,7	0,87	1,8
10	140	105	1,8	1,2				127	2,2	0,85	1,6
15	93	125	1,5	1,1				130	1,6	0,81	1,2
20	70	120	1,1	1,2				144	1,3	0,80	1,2
25	56	118	0,9	1,0				118	0,90	0,77	1,0
30	47	134	0,9	1,1				142	0,95	0,73	0,90
40	35	142	0,75	1,1			71	150	0,79	0,69	0,80
50	28	122	0,55	1,0	-			122	0,55	0,65	0,70
60	22	100	0,37	1,2				122	0,45	0,61	0,60
80	18	79	0,25	1,4				113	0,36	0,58	0,60
100	14	91	0,25	1,1		-		102	0,28	0,53	0,50

63 — N_1=900 — NMRV

Kg: 6.2

In	(n2) (min¹)	T2 (Nm)	P1 (kW)	Fs	Input - IEC B5 / B14		Input - IEC B5	T2M (Nm)	P (kW)	Rd	Pto
7,5	120	102	1,5	1,4	90	80	-	144	2,1	0,85	-
10	90	133	1,5	1,1				150	1,7	0,83	
15	60	139	1,1	1,1				152	1,2	0,79	
20	45	123	0,75	1,4				167	1,0	0,77	
25	36	109	0,55	1,3				140	0,71	0,74	
30	30	122	0,55	1,3				164	0,74	0,70	
40	23	154	0,55	1,1			71	171	0,61	0,66	
50	18	120	0,37	1,2	-			141	0,44	0,61	
60	14	98	0,25	1,4				139	0,35	0,57	
80	11	115	0,25	1,1				128	0,28	0,54	
100	9	95	0,18	1,2		-		115	0,22	0,50	

NON-STOP ROTATION

75 — Kg 9.0

N_1=1400		NMRV										
I_n	(n_2)	T_2	P_1	F_s	Input - IEC				T_{2M}	P	R_d	P_{to}
	(min¹)	(Nm)	(kW)		B5 / B14			B5	(Nm)	(kW)		
7,5	187	178	4	1,0	110/112	90	-	-	180	4	0,87	2,5
10	140	176	3	1,1					193	3,3	0,86	2,3
15	93	187	2,2	1,1			80		202	2,4	0,83	1,9
20	70	199	1,8	1,1	-				226	2,0	0,81	1,7
25	56	200	1,5	1,0					202	1,5	0,78	1,5
30	47	167	1,1	1,3					200	1,5	0,74	1,2
40	35	213	1,1	1,1					235	1,2	0,71	1,1
50	28	206	0,9	1,0		-		71	211	0,92	0,67	1,0
60	22	154	0,55	1,3					195	0,70	0,63	0,90
80	18	180	0,55	1,0					182	0,55	0,60	0,80
100	14	210	0,55	0,8					162	0,43	0,56	0,70

75 — Kg 9.0

N_1=900		NMRV										
I_n	(n_2)	T_2	P_1	F_s	Input - IEC				T_{2M}	P	R_d	P_{to}
	(min¹)	(Nm)	(kW)		B5 / B14			B5	(Nm)	(kW)		
7,5	120	205	3	1,0	110/112	90	-	-	215	3,1	0,86	-
10	90	197	2,2	1,2					229	2,6	0,84	
15	60	231	1,8	1,0			80		237	1,9	0,81	
20	45	250	1,5	1,1	-				263	1,6	0,78	
25	36	221	1,1	1,1					233	1,2	0,76	
30	30	249	1,1	1,0					254	1,1	0,71	
40	23	214	0,75	1,3					270	0,94	0,67	
50	18	186	0,55	1,3		-		71	241	0,71	0,64	
60	14	151	0,37	1,5					221	0,54	0,59	
80	11	177	0,37	1,2					205	0,43	0,56	
100	9	203	0,37	0,9					184	0,34	0,52	

90 — Kg 13

N_1=1400		NMRV									
I_n	(n_2)	T_2	P_1	F_s	Input - IEC			T_{2M}	P	R_d	P_{to}
	(min¹)	(Nm)	(kW)		B5 / B14			(Nm)	(kW)		
7,5	187	247	5,5	1,2	100/112	90	-	290	6,5	0,88	3,0
10	140	236	4	1,3				305	5,2	0,86	2,5
15	93	256	3	1,2				320	3,7	0,84	2,2
20	70	334	3	1,1				360	3,2	0,82	2,0
25	56	299	2,2	1,1				332	2,4	0,80	1,8
30	47	340	2,2	1,0				350	2,3	0,76	1,5
40	35	355	1,8	1,1	-		80	377	1,9	0,72	1,3
50	28	353	1,5	1,0				353	1,5	0,69	1,1
60	22	317	1,1	1,0				317	1,1	0,65	1,0
80	18	309	0,9	1,0		-		309	0,90	0,63	1,0
100	14	217	0,55	1,2				264	0,67	0,58	0,80

90 — Kg 13

N_1=900		NMRV									
I_n	(n_2)	T_2	P_1	F_s	Input - IEC			T_{2M}	P	R_d	P_{to}
	(min¹)	(Nm)	(kW)		B5 / B14			(Nm)	(kW)		
7,5	120	206	3	1,7	100/112	90	-	345	5,0	0,86	-
10	90	270	3	1,3				362	4,0	0,85	
15	60	286	2,2	1,3				377	2,9	0,82	
20	45	317	2,2	1,1				419	2,5	0,79	
25	36	369	1,8	1,0				385	1,9	0,77	
30	30	416	1,8	1,0				416	1,8	0,73	
40	23	440	1,5	1,0	-		80	440	1,5	0,69	
50	18	384	1,1	1,0				398	1,1	0,66	
60	14	319	0,75	1,1				358	0,84	0,62	
80	11	274	0,55	1,2		-		337	0,68	0,59	
100	9	313	0,55	1,0				313	0,55	0,54	

NON-STOP ROTATION

NMRV

110 — Kg 35

N_1=1400		NMRV									
I_n	(n_2) (min¹)	T_2 (Nm)	P_1 (kW)	F_s	Input - IEC B5 / B14				T_{2M} (Nm)	P (kW)	R_d	P_{to}
7,5	187	415	9,2	1,2	132	100/112	-	-	480	10,6	0,88	4,3
10	140	446	7,5	1,1					504	8,5	0,87	4,0
15	93	475	5,5	1,1					543	6,3	0,84	3,2
20	70	623	5,5	1,0					623	5,5	0,83	3,0
25	56	554	4	1,0	-		90		578	4,2	0,81	2,7
30	47	472	3	1,3					601	3,8	0,77	2,2
40	35	606	3	1,1					650	3,2	0,74	2,0
50	28	538	2,2	1,1					608	2,5	0,72	1,8
60	22	451	1,5	1,2					528	1,8	0,68	1,6
80	18	390	1,1	1,3		-		80	503	1,4	0,65	1,5
100	14	458	1,1	1,0					458	1,1	0,61	1,3

110 — Kg 35

N_1=900		NMRV									
I_n	(n_2) (min¹)	T_2 (Nm)	P_1 (kW)	F_s	Input - IEC B5 / B14				T_{2M} (Nm)	P (kW)	R_d	P_{to}
7,5	120	381	5,5	1,5	132	100/112	-	-	578	8,3	0,87	-
10	90	500	5,5	1,2					600	6,6	0,86	
15	60	526	4	1,2					641	4,9	0,83	
20	45	685	4	1,1					720	4,2	0,81	
25	36	628	3	1,1	-		90		672	3,2	0,79	
30	30	520	2,2	1,3					697	2,9	0,74	
40	23	664	2,2	1,1					749	2,5	0,71	
50	18	553	1,8	1,1					697	1,9	0,68	
60	14	487	1,1	1,2					603	1,4	0,64	
80	11	570	1,1	1,0		-		80	571	1,1	0,61	
100	9	450	0,75	1,1					513	0,85	0,57	

130 — Kg 48

N_1=1400		NMRV									
I_n	(n_2) (min¹)	T_2 (Nm)	P_1 (kW)	F_s	Input - IEC B5				T_{2M} (Nm)	P (kW)	R_d	P_{to}
7,5	187	345	7,5	2,1	132	-	-		724	15,7	0,88	4,3
10	140	455	7,5	1,8					819	13,5	0,87	4,0
15	93	668	7,5	1,4					935	10,5	0,84	3,2
20	70	638	5,5	1,4					893	7,7	0,83	3,0
25	56	788	5,5	1,2		100/112			955	6,6	0,81	2,7
30	47	654	4	1,6					1046	6,4	0,77	2,2
40	35	638	3	1,6					1020	4,8	0,74	2,0
50	28	767	3	1,3	-				997	3,9	0,72	1,8
60	22	658	2,2	1,4					921	3	0,68	1,6
80	18	557	1,5	1,5				90	835	2,2	0,65	1,5
100	14	655	1,5	1,1					720	1,6	0,61	1,3

130 — Kg 48

N_1=900		NMRV									
I_n	(n_2) (min¹)	T_2 (Nm)	P_1 (kW)	F_s	Input - IEC B5				T_{2M} (Nm)	P (kW)	R_d	P_{to}
7,5	120	489	7,5	1,4	132	-	-		684	10,5	0,87	-
10	90	470	5,5	1,9					893	10,4	0,88	
15	60	541	4	2,0					1082	8	0,83	
20	45	705	4	1,5					1058	6	0,81	
25	36	645	3	1,6		100/112			1032	4,8	0,79	
30	30	735	3	1,6					1176	4,8	0,74	
40	23	691	2,2	1,6					1105	3,6	0,71	
50	18	829	2,2	1,2	-				995	2,6	0,68	
60	14	659	1,5	1,4					923	2,1	0,64	
80	11	586	1,1	1,4				90	820	1,5	0,61	
100	9	689	1,1	1,1					758	1,2	0,57	

UGRADNE MERE — NMRV 30

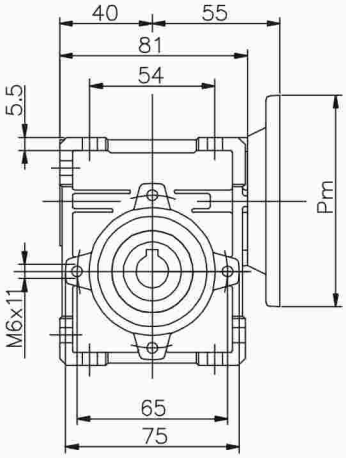

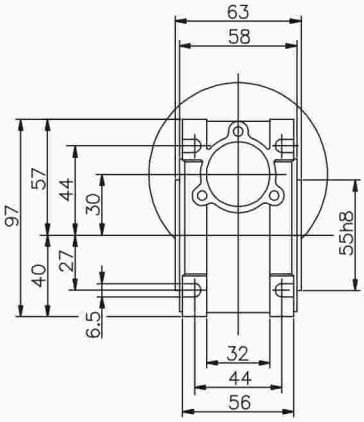

UGRADNE MERE — NMRV 40

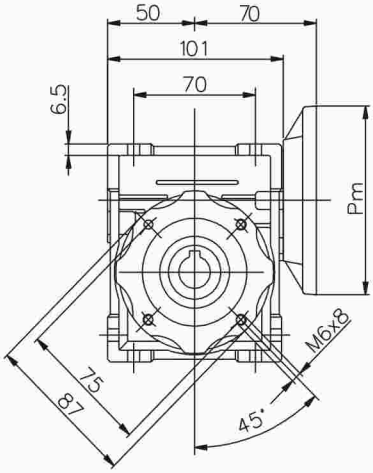

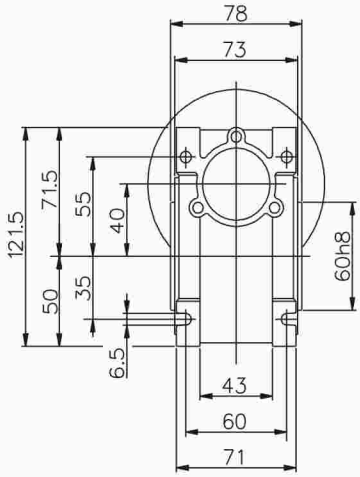

UGRADNE MERE — NMRV 50

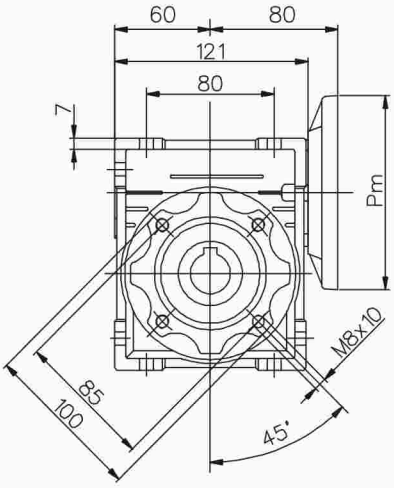

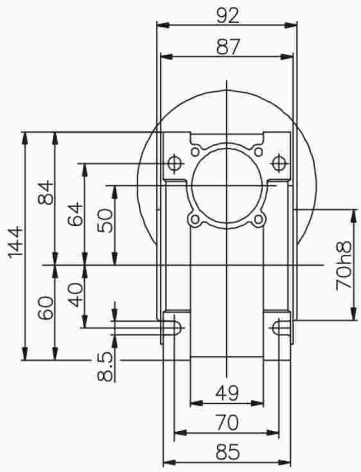

UGRADNE MERE — NMRV 63

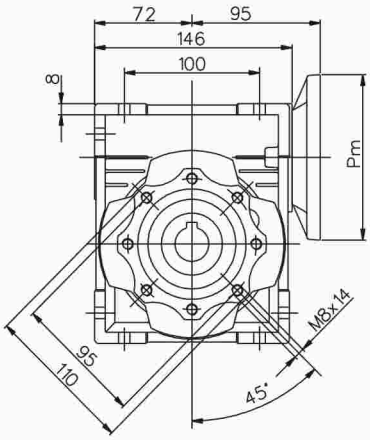

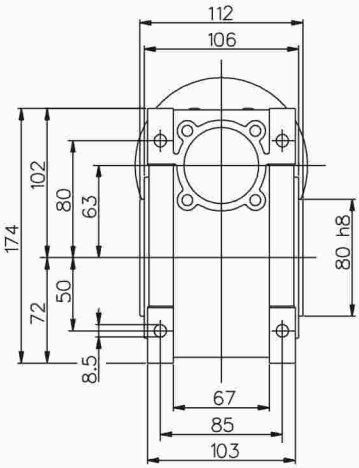

UGRADNE MERE — NMRV 75

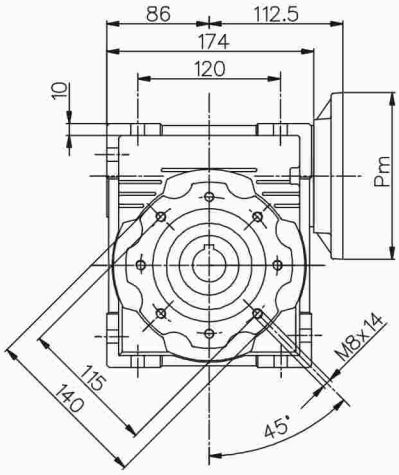

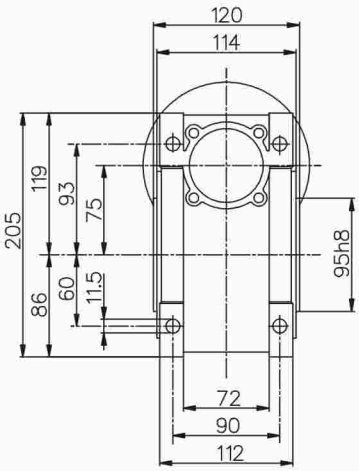

UGRADNE MERE — NMRV 90

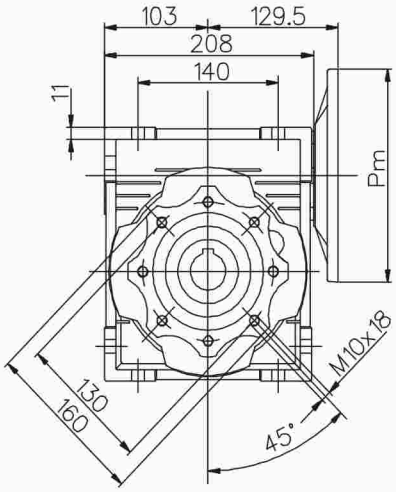

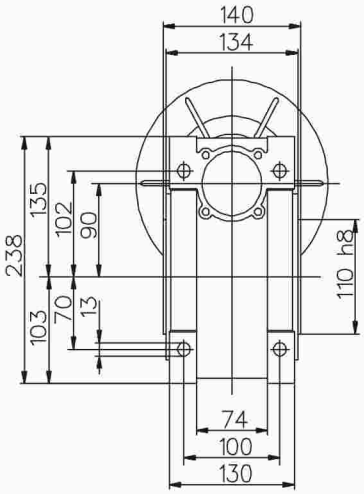

UGRADNE MERE — NMRV 110

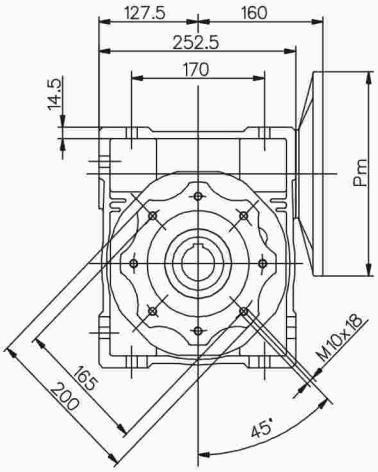

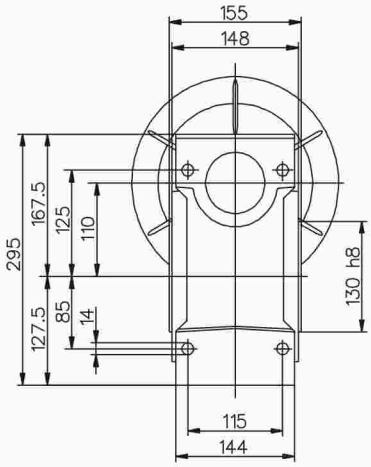

UGRADNE MERE — NMRV 130

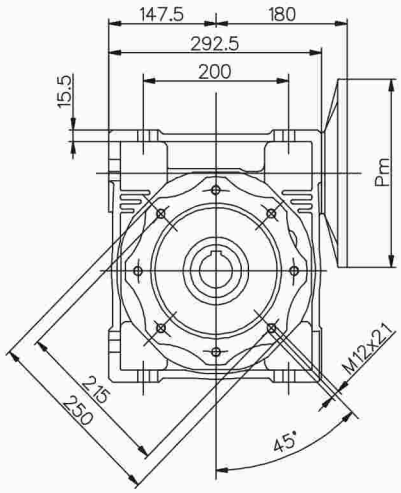

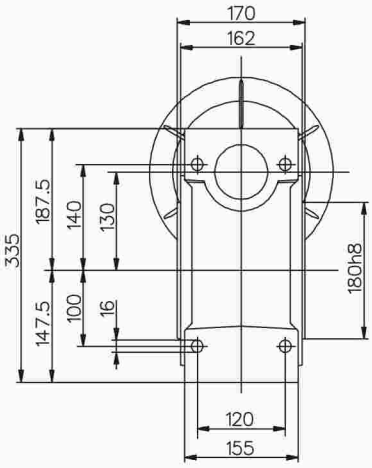

NMRV	D_2	t_2	b_2	de	be	te
30	14	16,3	5	9	3	10,2
40	18	20,8	6	11	4	12,5
50	25	28,3	8	14	5	16
63	25	28,3	8	19	6	21,5
75	28	31,3	8	24	8	27
90	35	38,3	10	24	8	27
110	42	45,3	12	28	8	31
130	45	48,8	14	38	8	33

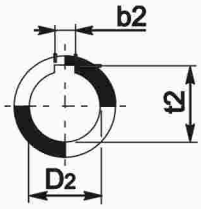

Izlazna osovina

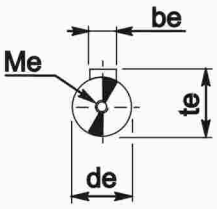

Ulazna osovina

Pm	IEC										
	56	63	71	80	90	100	112	132	160	180	200
B5	120	140	160	200	200	250	250	300	350	350	400
B14	80	90	105	120	140	160	160	-	-	-	-

NON-STOP ROTATION

PC+NMRV TEHNIČKI PODACI

PC063+NMRV040	i	n2	kw1	M2	i1	i2
PC063+NMRV040	75	18.7	0.12	42	3	25
PC063+NMRV040	75	18.7	0.18	49	3	25
PC063+NMRV040	90	15.6	0.12	45	3	30
PC063+NMRV040	90	15.6	0.18	61	3	30
PC063+NMRV040	120	11.7	0.12	50	3	40
PC063+NMRV040	120	11.7	0.18	52	3	40
PC063+NMRV040	150	9.3	0.12	52	33	50
PC063+NMRV040	180	7.8	0.12	46	3	60
PC063+NMRV040	240	5.8	0.12	40	3	80
PC063+NMRV040	300	4.7	0.12	36	3	100
PC063+NMRV050	75	18.7	0.18	62	3	25
PC071+NMRV050	79.3	17.7	0.25	91	3.17	25
PC063+NMRV050	90	15.6	0.18	69	3	30
PC071+NMRV050	95.1	14.7	0.25	102	3.17	30
PC063+NMRV050	120	11.7	0.18	85	3	40
PC071+NMRV050	126.8	11.0	0.25	100	3.17	40
PC063+NMRV050	150	9.3	0.12	66	3	50
PC063+NMRV050	150	9.3	0.18	89	3	50
PC063+NMRV050	180	7.8	0.12	74	3	60
PC063+NMRV050	180	7.8	0.18	88	3	60
PC063+NMRV050	240	5.8	0.12	78	3	80
PC063+NMRV050	240	5.8	0.18	76	3	80
PC063+NMRV050	300	4.7	0.12	65	3	100
PC063+NMRV050	300	4.7	0.18	65	3	100
PC071+NMRV063	79.3	17.7	0.25	94	3.17	25
PC071+NMRV063	79.3	17.7	0.37	139	3.17	25
PC071+NMRV063	95.1	14.7	0.25	103	3.17	30
PC071+NMRV063	95.1	14.7	0.37	153	3.17	30
PC071+NMRV063	126.8	11.0	0.25	129	3.17	40
PC071+NMRV063	126.8	11.0	0.37	191	3.17	40
PC063+NMRV063	150	9.3	0.18	101	3	50
PC071+NMRV063	158.5	8.8	0.25	148	3.17	50
PC071+NMRV063	158.5	8.8	0.37	176	3.17	50
PC063+NMRV063	180	7.8	0.18	115	3	60
PC071+NMRV063	190.2	7.4	0.25	151	3.17	60
PC063+NMRV063	240	5.8	0.12	90	3	80
PC063+NMRV063	240	5.8	0.18	136	3	80
PC071+NMRV063	253.6	5.5	0.25	139	3.17	80
PC063+NMRV063	300	4.7	0.12	101	3	100
PC063+NMRV063	300	4.7	0.12	101	3	100
PC063+NMRV063	300	4.7	0.18	121	3	100
PC071+NMRV063	317	4.4	0.25	128	3.17	100
PC080+NMRV075	75	18.7	0.55	201	3	25
PC080+NMRV075	75	18.7	0.75	247	3	25
PC080+NMRV075	75	18.7	0.92	269	3	25
PC071+NMRV075	79.3	17.7	0.37	143	3.17	25
PC080+NMRV075	90	15.6	0.55	225	3	30
PC080+NMRV075	90	15.6	0.75	307	3	30
PC080+NMRV075	90	15.6	0.92	300	3	30
PC071+NMRV075	95.1	14.7	0.37	160	3.17	30
PC080+NMRV075	120	11.7	0.55	278	3	40
PC071+NMRV075	126.8	11.0	0.37	198	3.17	40
PC080+NMRV075	150	9.3	0.55	260	3	50
PC071+NMRV075	158.5	8.8	0.25	156	3.17	50

NON-STOP ROTATION

PC+NMRV TEHNIČKI PODACI

	i	n2	kw1	M2	i1	i2
PC071+NMRV075	158.5	8.8	0.37	231	3.17	50
PC071+NMRV075	190.2	7.4	0.25	178	3.17	60
PC071+NMRV075	190.2	7.4	0.37	236	3.17	60
PC071+NMRV075	253.6	5.5	0.25	208	3.17	80
PC071+NMRV075	317	4.4	0.25	214	3.17	100
PC080+NMRV090	90	15.6	0.55	235	3	30
PC080+NMRV090	90	15.6	0.75	320	3	30
PC080+NMRV090	120	11.7	0.55	291	3	40
PC080+NMRV090	120	11.7	0.75	397	3	40
PC080+NMRV090	150	9.3	0.55	347	3	50
PC080+NMRV090	150	9.3	0.75	426	3	50
PC080+NMRV090	180	7.8	0.55	390	3	60
PC071+NMRV090	180	7.8	0.75	425	3	60
PC080+NMRV090	190.2	7.4	0.37	278	3.17	60
PC071+NMRV090	240	5.8	0.55	374	3	80
PC071+NMRV090	253.6	5.5	0.37	332	3.17	80
PC071+NMRV090	317	4.4	0.37	345	3.17	100
PC090+NMRV110	72.6	19.3	1.10	384	2.42	30
PC090+NMRV110	72.6	19.3	1.50	524	2.42	30
PC090+NMRV110	72.6	19.3	1.80	629	2.42	30
PC080+NMRV110	75	18.7	0.75	293	3	25
PC090+NMRV110	96.8	14.5	1.10	498	2.42	40
PC090+NMRV110	96.8	14.5	1.50	679	2.42	40
PC090+NMRV110	96.8	14.5	1.80	815	2.42	40
PC080+NMRV110	120	11.7	0.75	421	3	40
PC090+NMRV110	121	11.6	1.10	587	2.42	50
PC090+NMRV110	121	11.6	1.50	801	2.42	50
PC090+NMRV110	121	11.6	1.80	768	2.42	50
PC090+NMRV110	145.2	9.6	1.10	673	2.42	60
PC080+NMRV110	150	9.3	0.75	496	3	50
PC080+NMRV110	180	7.8	0.55	417	3	60
PC080+NMRV110	180	7.8	0.75	569	3	60
PC090+NMRV110	193.6	7.2	1.10	648	2.42	80
PC080+NMRV110	240	5.8	0.55	503	3	80
PC080+NMRV110	240	5.8	0.75	617	3	80
PC080+NMRV110	300	4.7	0.55	585	3	100
PC090+NMRV130	72.6	19.3	1.10	390	2.42	30
PC090+NMRV130	72.6	19.3	1.50	531	2.42	30
PC090+NMRV130	72.6	19.3	1.80	638	2.42	30
PC090+NMRV130	96.8	14.5	1.10	498	2.42	40
PC090+NMRV130	96.8	14.5	1.50	679	2.42	40
PC090+NMRV130	96.8	14.5	1.80	815	2.42	40
PC090+NMRV130	121	11.6	1.10	596	2.42	50
PC090+NMRV130	121	11.6	1.50	813	2.42	50
PC090+NMRV130	121	11.6	1.80	976	2.42	50
PC090+NMRV130	145.2	9.6	1.10	673	2.42	60
PC090+NMRV130	145.2	9.6	1.50	917	2.42	60
PC090+NMRV130	145.2	9.6	1.80	1101	2.42	60
PC090+NMRV130	193.6	7.2	1.10	826	2.42	80
PC090+NMRV130	193.6	7.2	1.50	1013	2.42	80
PC080+NMRV130	240	5.8	0.75	698	3	80
PC090+NMRV130	242	5.8	0.10	948	2.42	100
PC080+NMRV130	300	4.7	0.55	585	3	100
PC080+NMRV130	300	4.7	0.75	797	3	100

PC 063 - NMRV



UGRADNE MERE PC 063 - NMRV 040

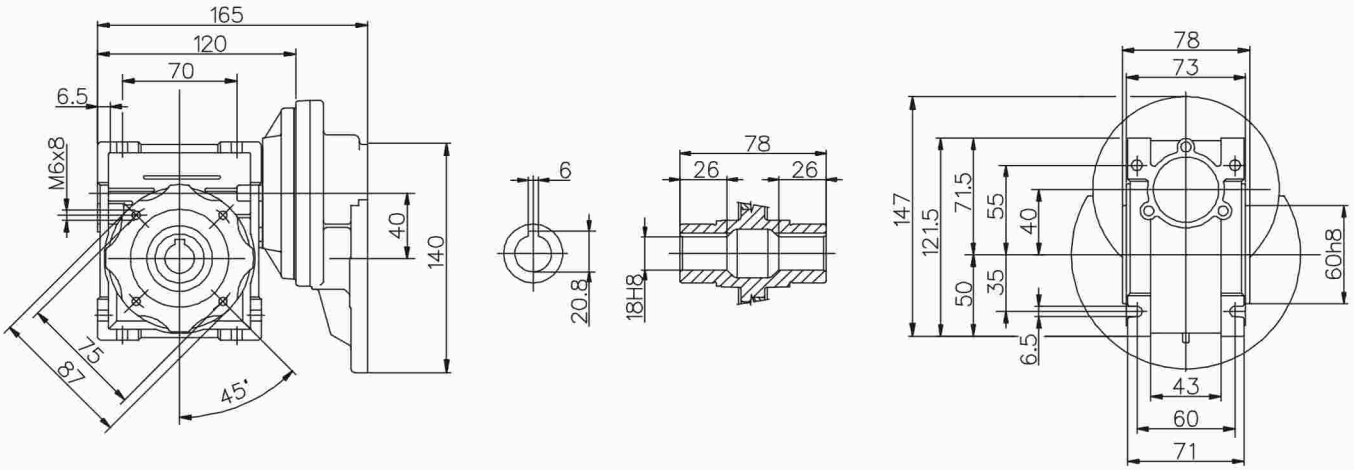

UGRADNE MERE PC 063 - NMRV 050

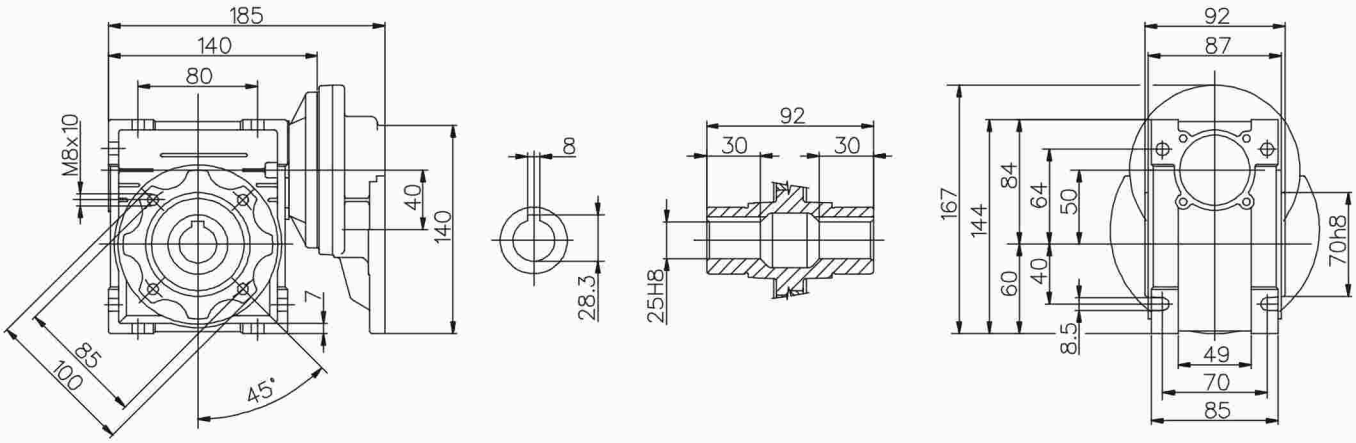

UGRADNE MERE PC 063 - NMRV 063

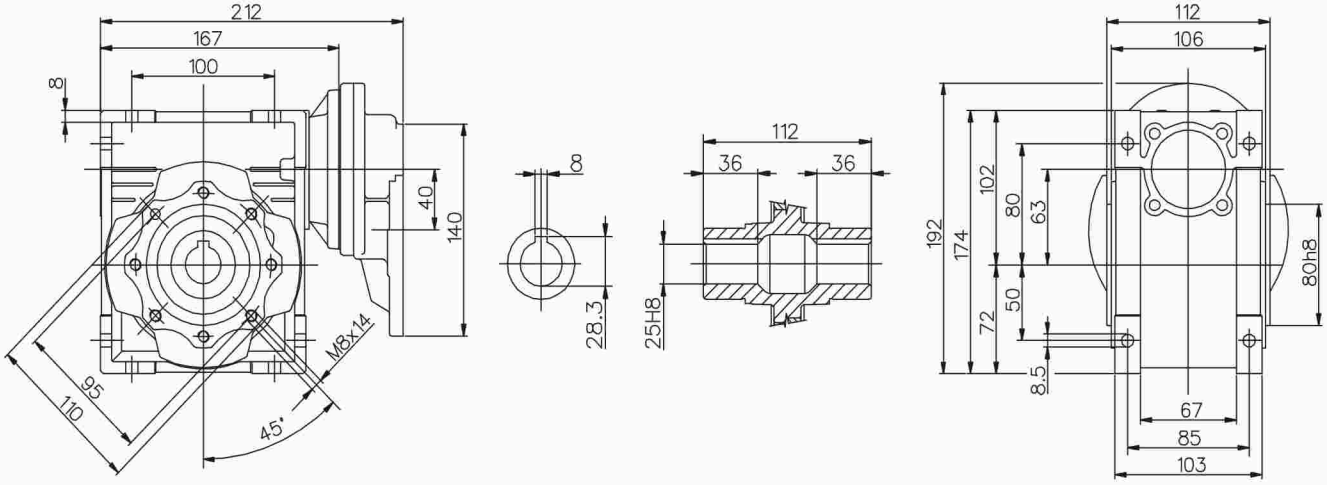

UGRADNE MERE PC 071 - NMRV 050

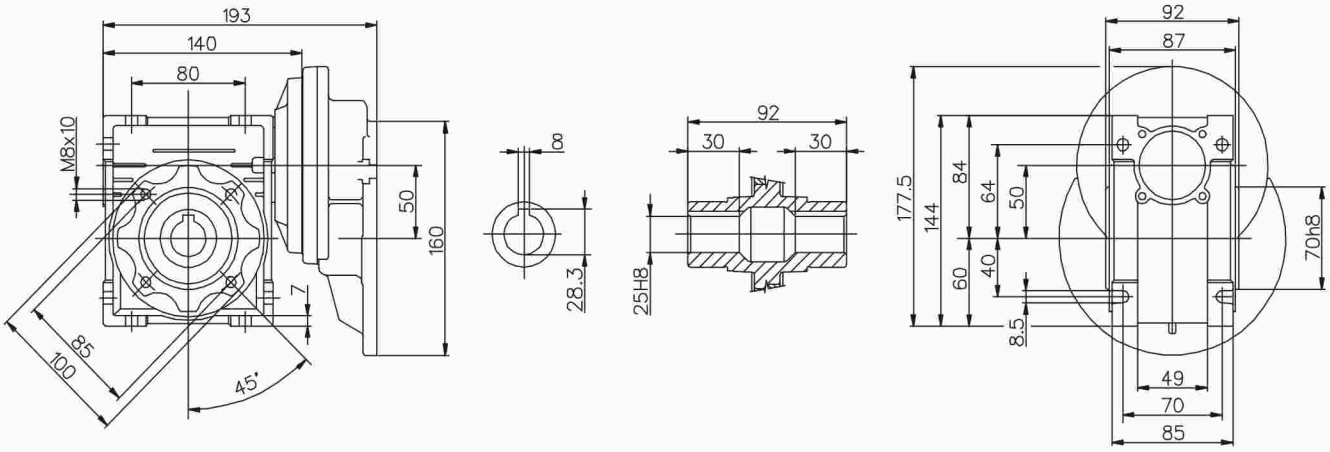

UGRADNE MERE PC 071 - NMRV 063

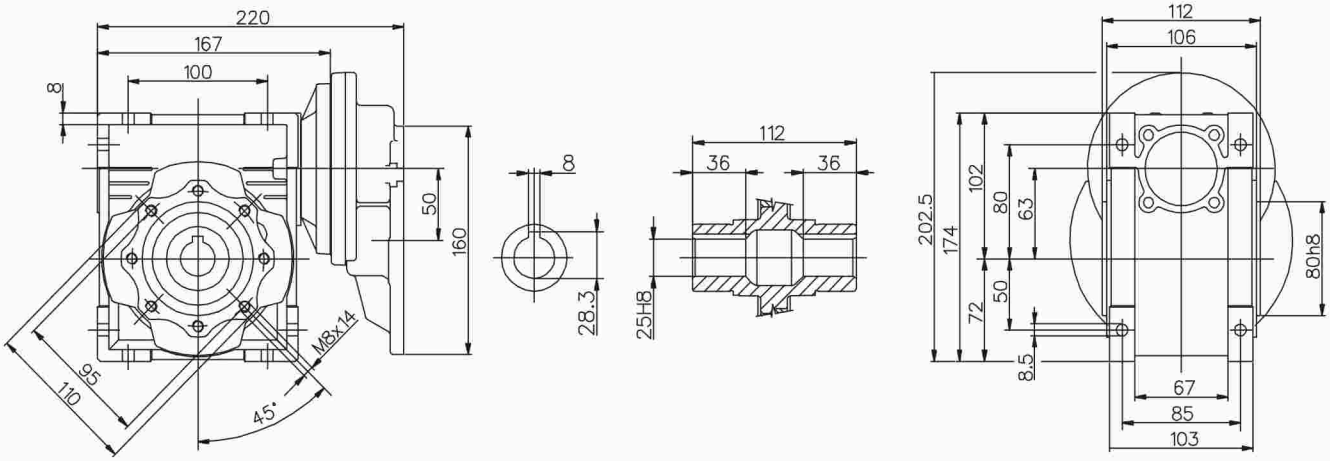

UGRADNE MERE PC 071 - NMRV 075

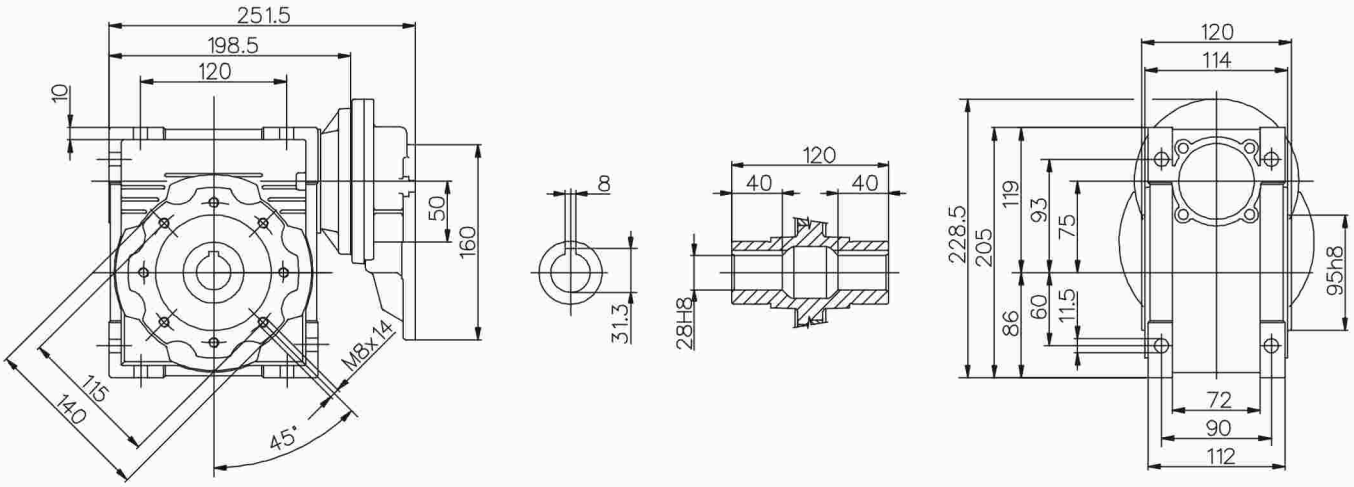

UGRADNE MERE PC 071 - NMRV 090

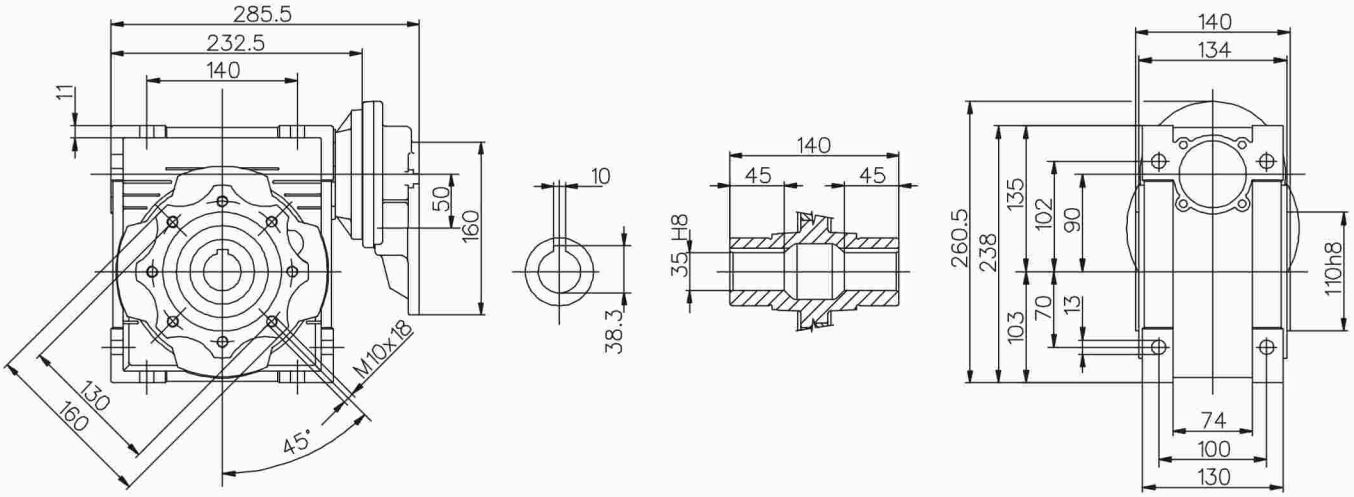

UGRADNE MERE PC 080 - NMRV 075

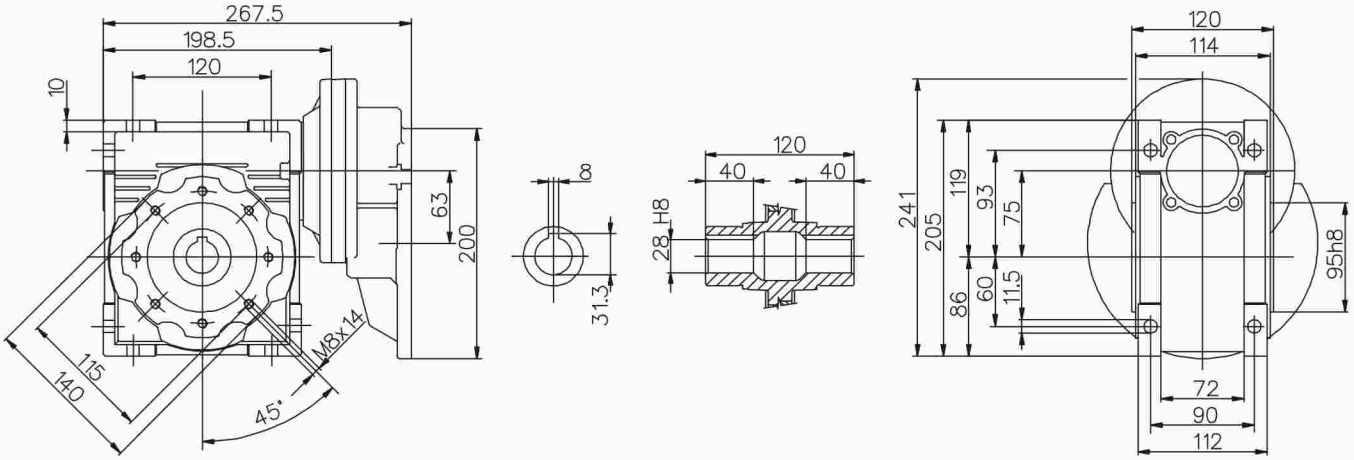

UGRADNE MERE PC 080 - NMRV 090

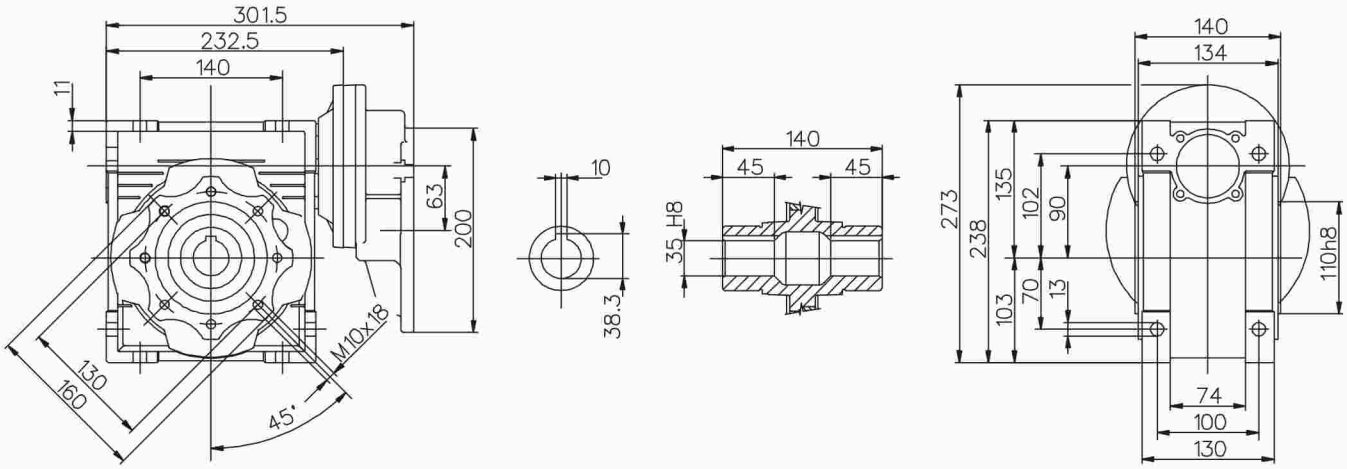

UGRADNE MERE PC 080 - NMRV 110 / PC 090 - NMRV 110

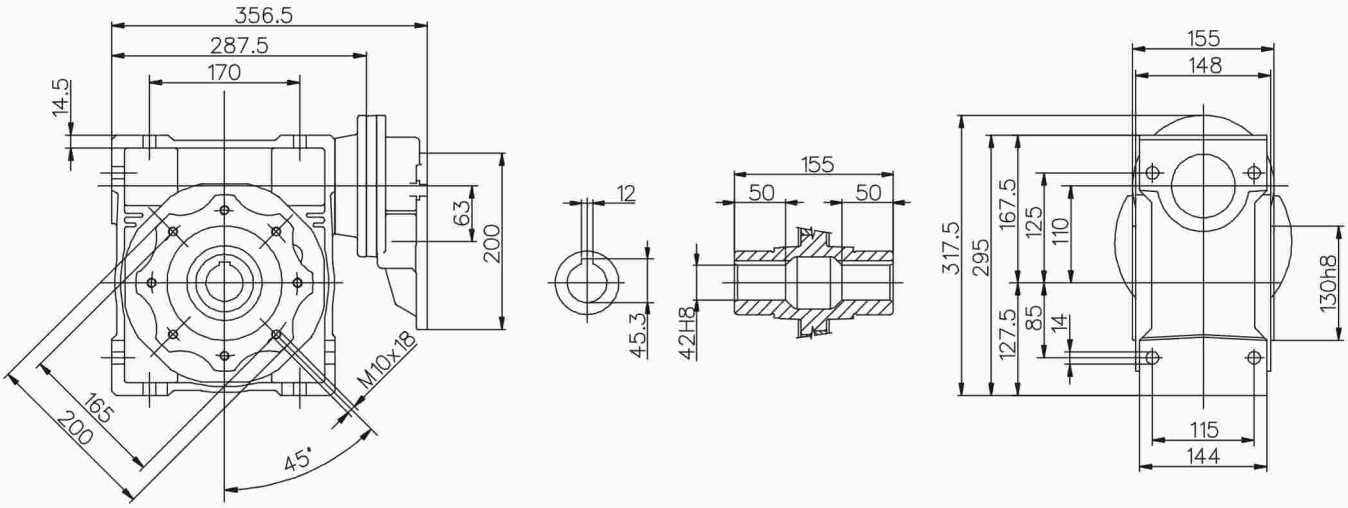

UGRADNE MERE PC 080 - NMRV 130 / PC 090 - NMRV 130

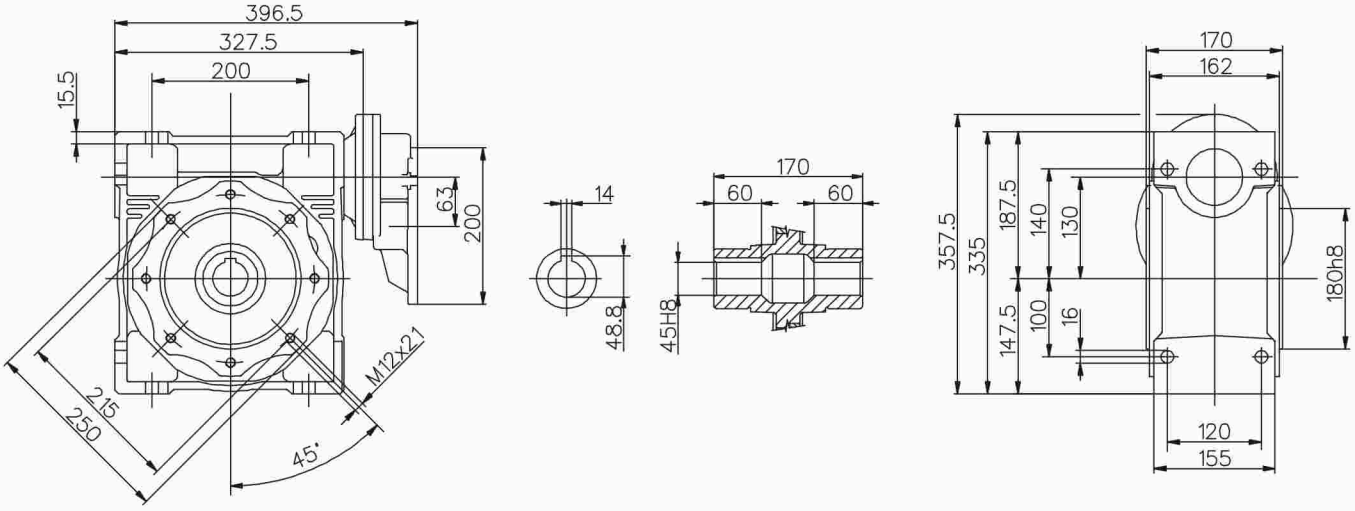

DODATNA OPREMA

Izlazne osovine

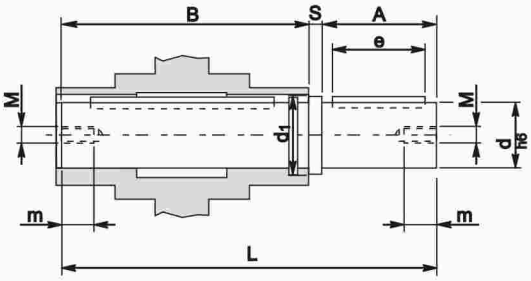

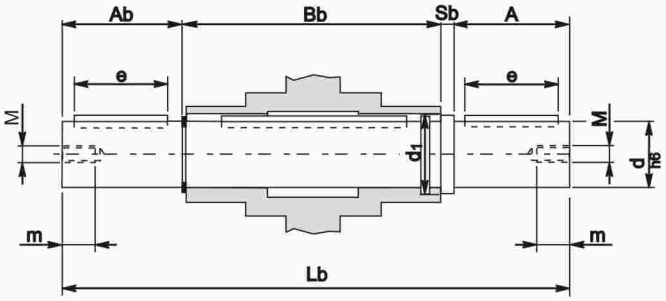

NMRV	A	A_b	B	B_b	d h6	d_1	e	L	L_b	M	m	S	S_b
30	30	29	62	64	14	18.5	20	94.5	126	M6	16	2.5	2.5
40	40	39	77	79	18	23.5	30	120	161	M6	16	3	3
50	50	49	90	93	25	31.5	40	143.5	195.5	M8	22	3.5	3.5
63	50	49	111	113	25	31.5	40	165	216	M8	22	4	4
75	60	59	119	121	28	34.5	50	183	244	M8	22	4	4
90	80	78.5	139	141.5	35	41.5	60	224	305	M10	28	5	5
110	80	77.5	154.5	157	42	49.5	60	242.5	322.5	M10	28	8	8
130	80	77.5	180	175	45	55.5	70	265	335	M14	31	5	6

Momentna poluga

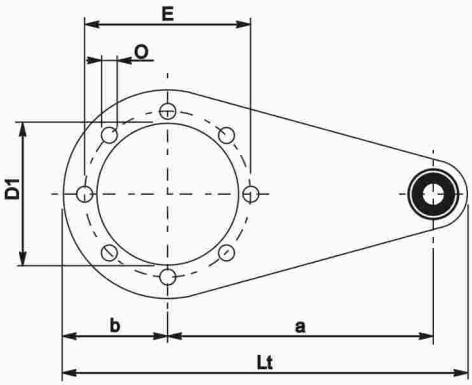

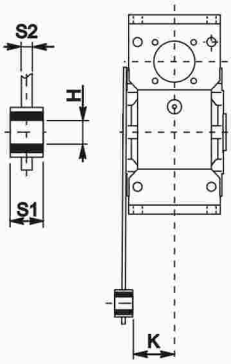

NMRV	a	b	D_1	E	H	K	L_t	O	S1	S2
30	85	37.5	55	65	8	24	141.5	7	14	4
40	100	45	60	75	10	31.5	167	7	14	4
50	100	50	70	85	10	39	172	9	14	5
63	150	55	80	95	10	49	227	9	14	6
75	200	70	95	115	20	47.5	302	9	25	6
90	200	80	110	130	20	57.5	312	11	25	6
110	250	100	130	165	25	62	390	11	30	6
130	257	129	180	215	25	70	410	14	30	6

IZLAZNA FLANŠNA

NMRV 30

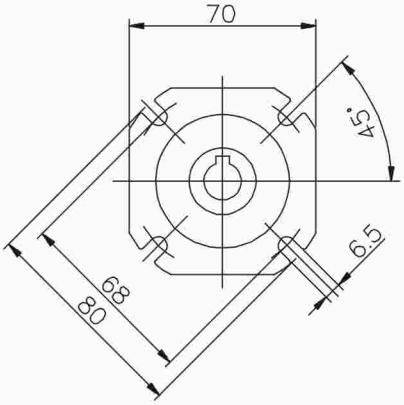

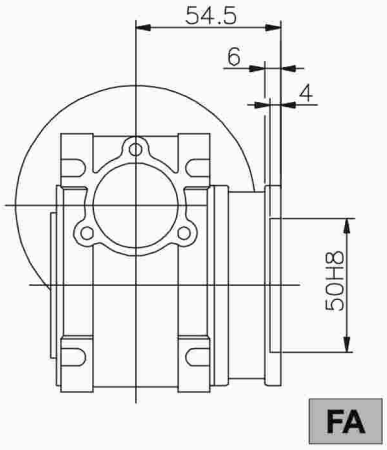

IZLAZNA FLANŠNA

NMRV 40

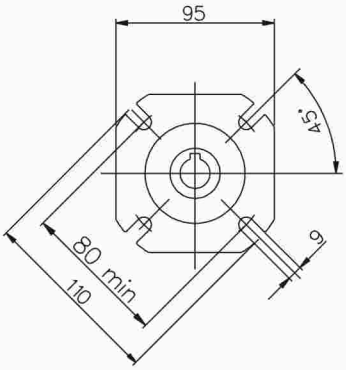

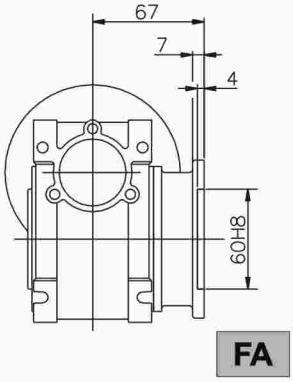

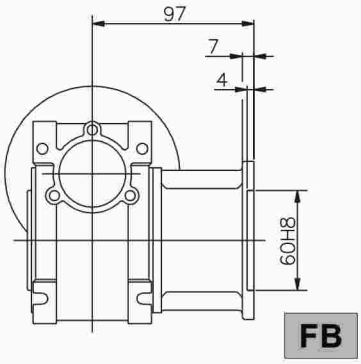

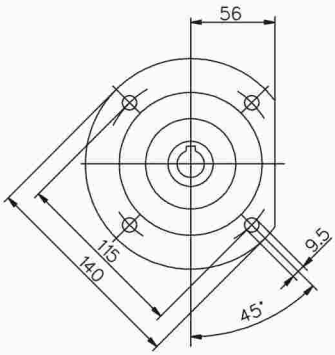

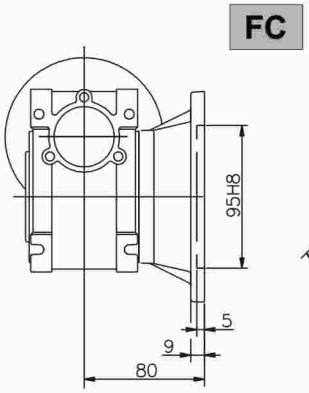

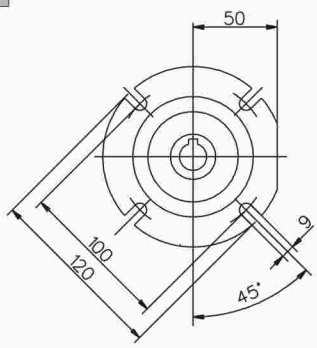

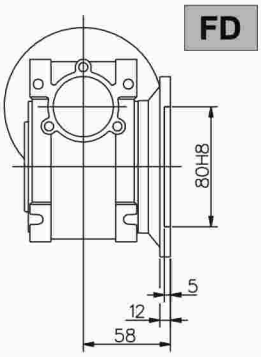

IZLAZNA FLANŠNA — NMRV 50

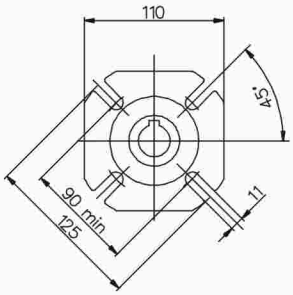

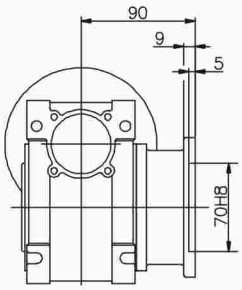

FA

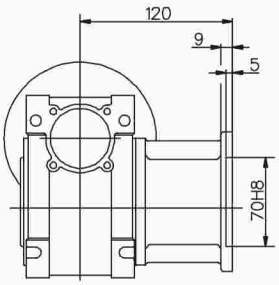

FB

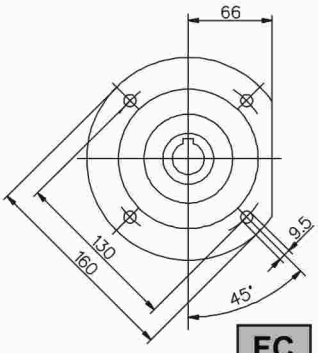

FC

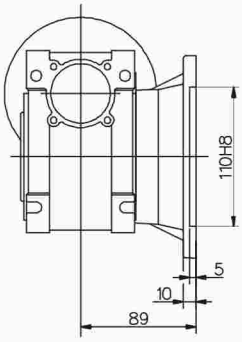

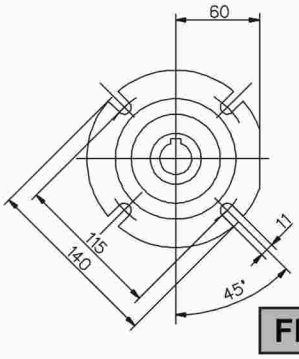

FD

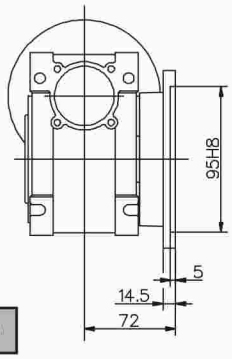

IZLAZNA FLANŠNA — NMRV 63

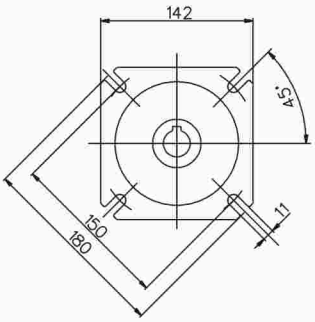

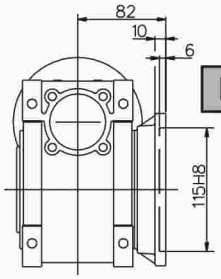

FA

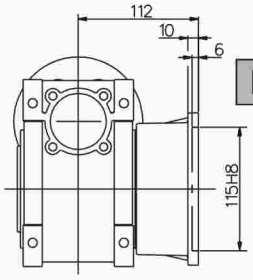

FB

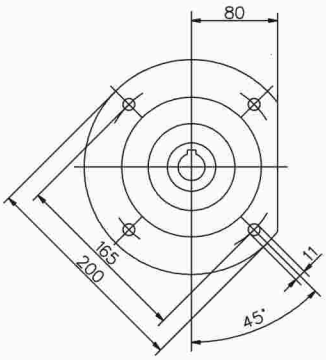

FC

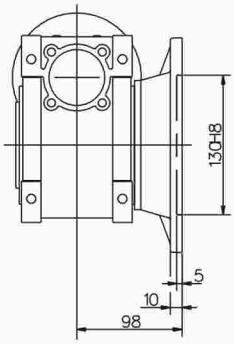

FD

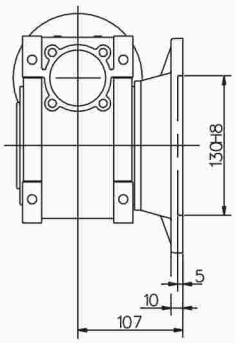

IZLAZNA FLANŠNA — NMRV 75

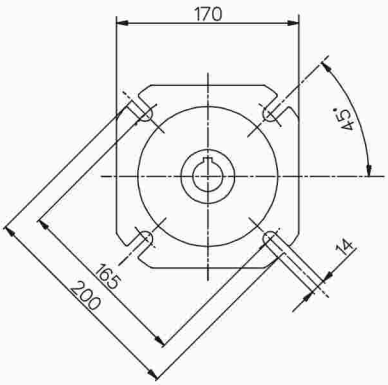

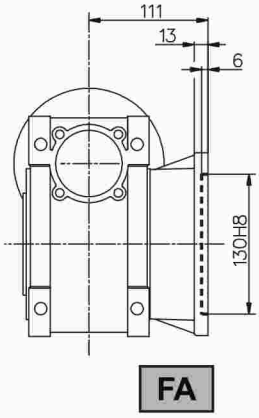

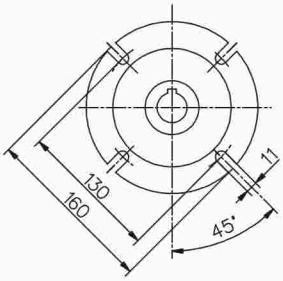

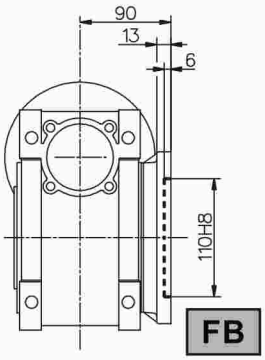

IZLAZNA FLANŠNA — NMRV 90

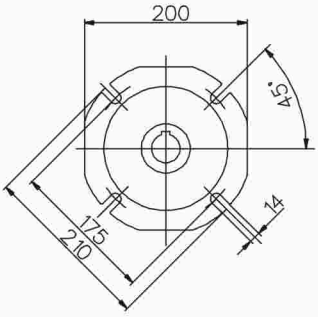

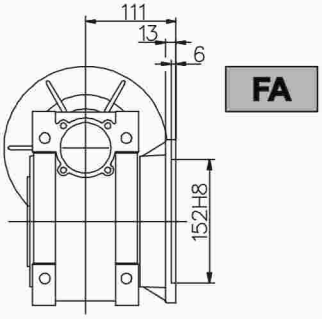

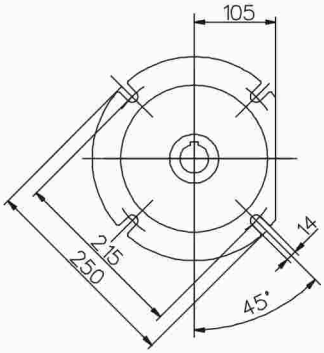

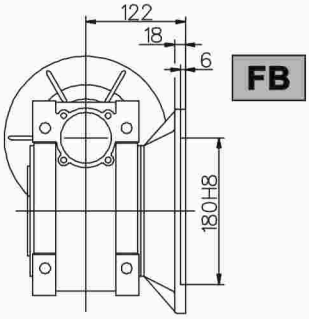

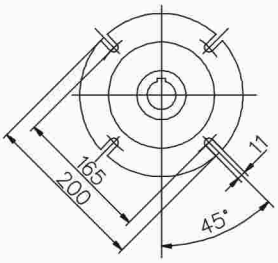

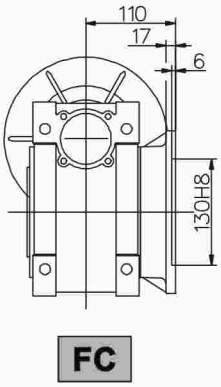

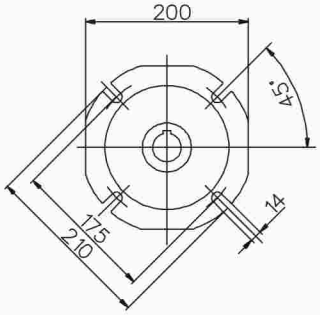

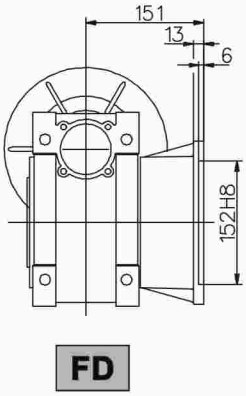

IZLAZNA FLANŠNA — NMRV 110

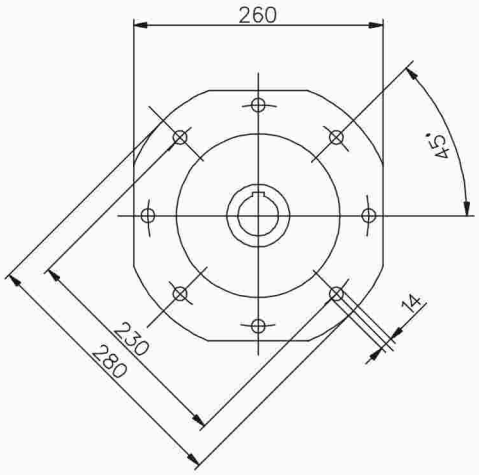

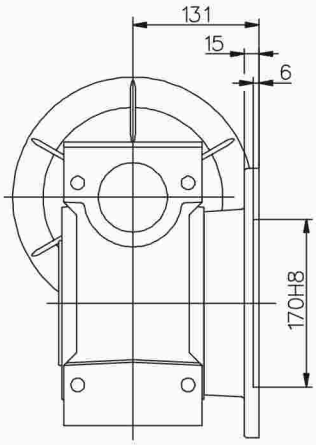

FA

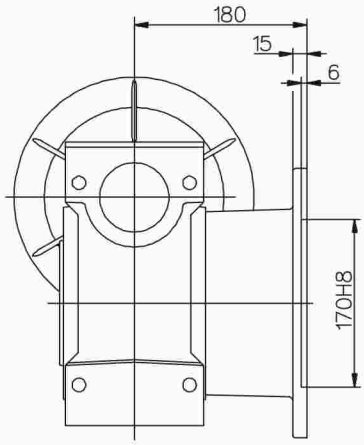

FB

IZLAZNA FLANŠNA — NMRV 130

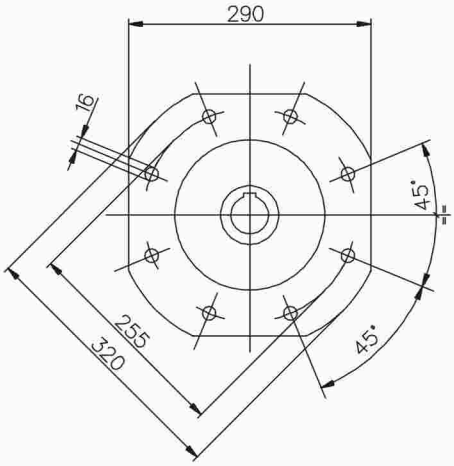

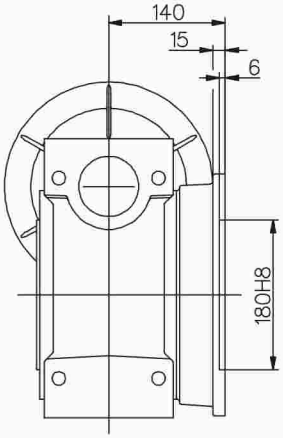

FA

Vrsta ulja

NMRV 030~090 PC 063~090	-25 +50	Tivela Oil S320	Telium VSF320	S220	Glygoyle 30	Alphasyn Pg320	Energol SG-XP320
NMRV 110~130	-5 +40	Omala Oil460	Blasia 460	Spartan Ep460	Mobilgear 634	Alpha MAX 460	Energol GR-XP460
	-15 +25	Omala Oil220	Blasia 220	Spartan Ep220	Mobilgear 630	Alpha MAX 220	Energol SG-XP220
UDL	-25 +40	A.T.F.DXRON	A.T.F.DXRON	A.T.F.DXRON	A.T.F.220	TQ.DXRON II	AUTRAN DX

Uljna količina

NMRV	B3	B6	B7	B8	V5	V6
30	0,05					
40	0,1					
50	0,15					
63	0,3					
75	0,5					
90	1					
110	3	2,5	2,5	2,2	3	2,2
130	4,5	3,5	3,5	3,3	4,5	3,3
PC063	0,05					
PC071	0,07					
PC080	0,15					
PC090	0,16					

SHELL TIVELA OIL 320

SHELL OMALA OIL 460

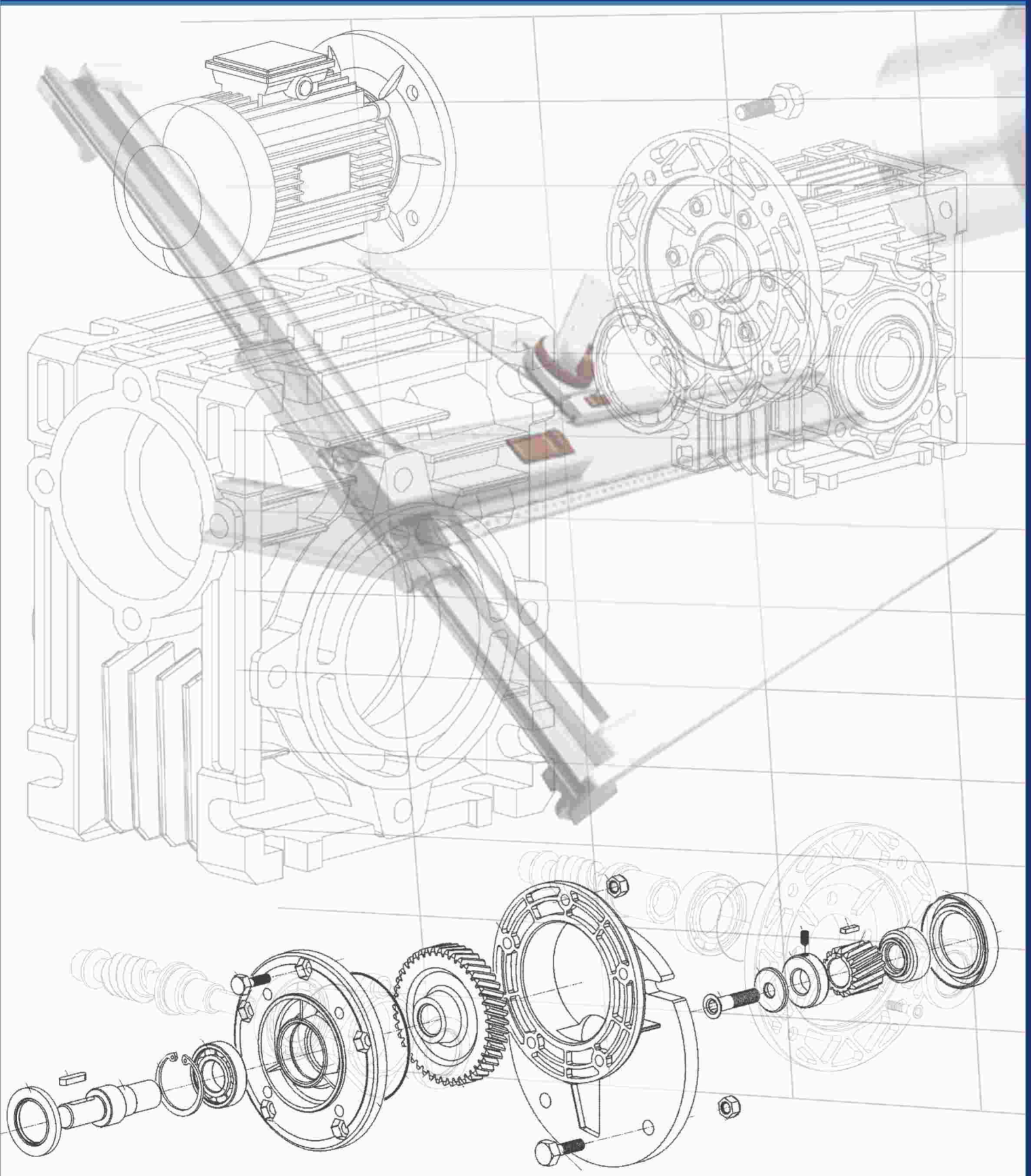

24400 Senta, Nemanjina 1/A
mob: 063/66 40 96
fax: 024/812 - 599
tel: 024/815 - 878
web: www.elektromotor-simon.com
mail: office@elektromotor-simon.com